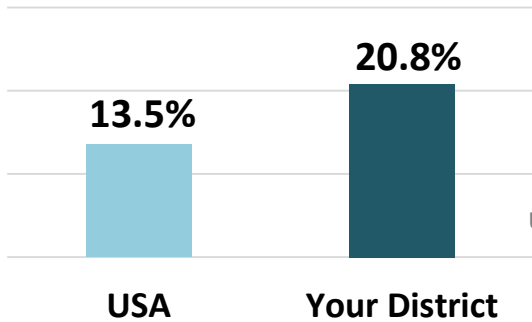


# Hunger in Arizona's 1<sup>st</sup> Congressional District

## 158,000 people in your district live in poverty

Your congressional district's poverty rate is far higher than the national average

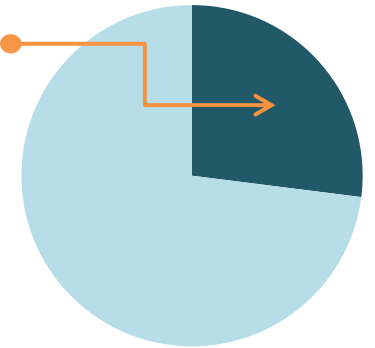


Sources

US Census Bureau | Feeding America | USDA

More than 1 in 4 kids in your district live in poverty

27%  
Child  
Poverty  
Rate

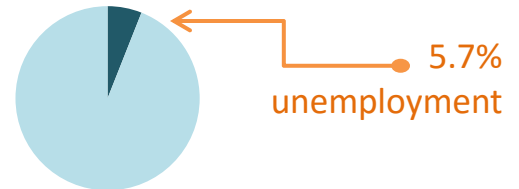


## 90,000 households in your district make less than \$35,000 per year

Median Income  
**\$48,892**



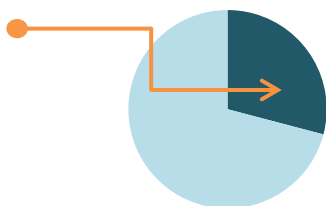
More than 20,000 people in your district are unemployed



## 1 in 5 people in your district face the risk of hunger

1 in 3 kids in your district faces the risk of hunger

31.3%  
Child  
Food  
Insecurity  
Rate



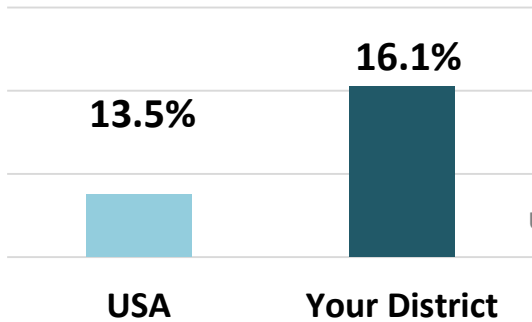
SNAP helps 1 in 5 families in your district afford food



# Hunger in Arizona's 2<sup>nd</sup> Congressional District

## 114,000 people in your district live in poverty

Your congressional district's poverty rate is far higher than the national average

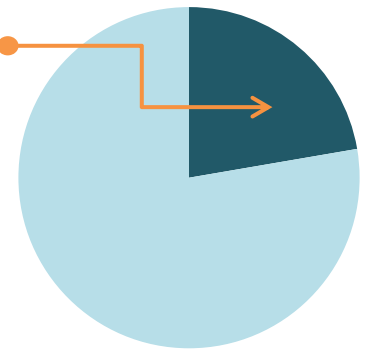


Sources

US Census Bureau | Feeding America | USDA

Nearly 1 in 4 kids in your district live in poverty

22.3%  
Child  
Poverty  
Rate



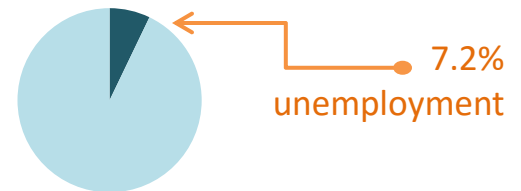
## 110,000 households in your district make less than \$35,000 per year

Median Income

**\$48,095**



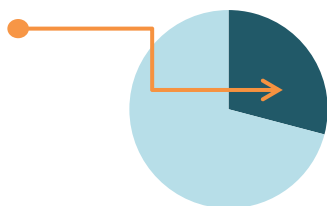
More than 22,000 people in your district are unemployed



## 1 in 6 people in your district face the risk of hunger

1 in 4 kids in your district faces the risk of hunger

25.1%  
Child  
Food  
Insecurity  
Rate



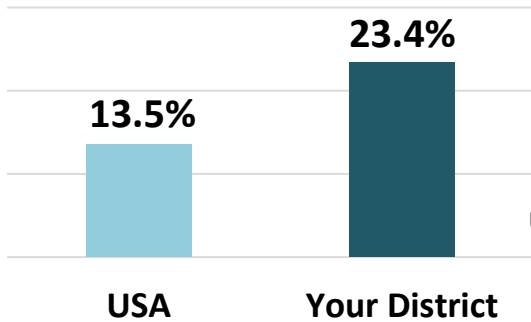
SNAP helps 1 in 7 families in your district afford food



# Hunger in Arizona's 3<sup>rd</sup> Congressional District

## 178,000 people in your district live in poverty

Your congressional district's poverty rate is far higher than the national average

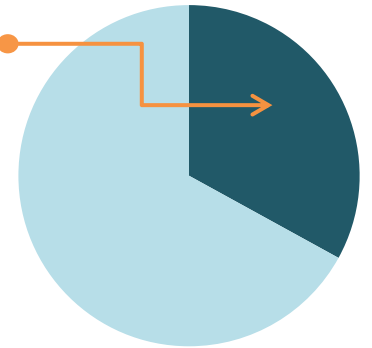


Sources

US Census Bureau | Feeding America | USDA

1 in 3 kids in your district live in poverty

32.5%  
Child  
Poverty  
Rate



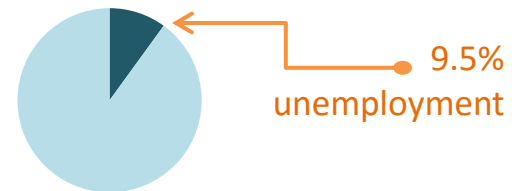
## 98,000 households in your district make less than \$35,000 per year

Median Income

**\$42,953**



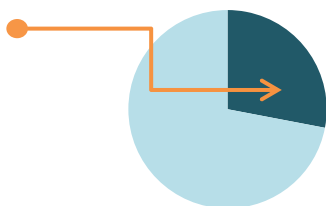
More than 33,000 people in your district are unemployed



## More than 1 in 7 people in your district face the risk of hunger

1 in 4 kids in your district faces of hunger

27.8%  
Child  
Food  
Insecurity  
Rate



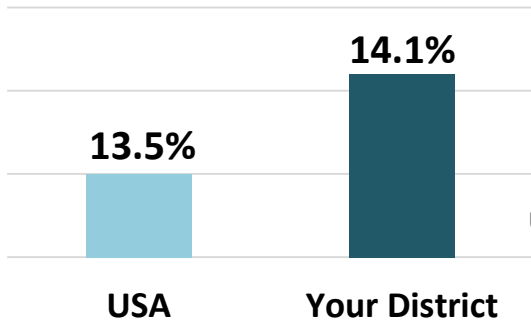
SNAP helps 1 in 5 families in your district afford food



# Hunger in Arizona's 4<sup>th</sup> Congressional District

## 104,000 people in your district live in poverty

Your congressional district's poverty rate is higher than the national average

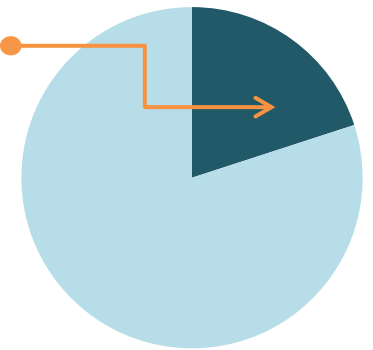


Sources

US Census Bureau | Feeding America | USDA

1 in 5 kids in your district live in poverty

19.6%  
Child  
Poverty  
Rate



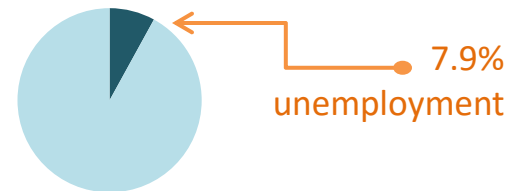
## 108,000 households in your district make less than \$35,000 per year

Median Income

**\$48,467**



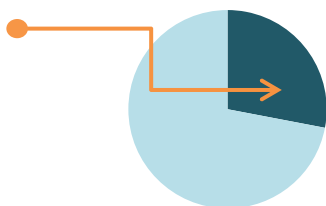
More than 22,000 people in your district are unemployed



## Nearly 1 in 5 people in your district face the risk of hunger

Over 1 in 4 kids in your district faces the risk of hunger

28.5%  
Child  
Food  
Insecurity  
Rate



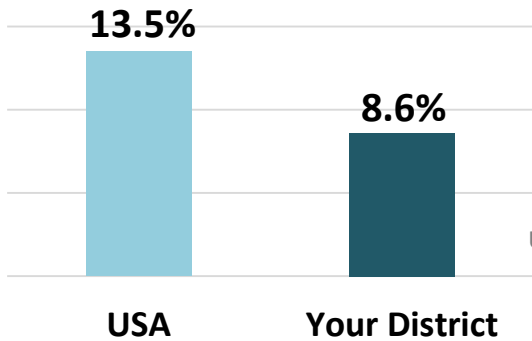
SNAP helps almost 1 in 7 families in your district afford food



# Hunger in Arizona's 5<sup>th</sup> Congressional District

## 67,000 people in your district live in poverty

Your congressional district's poverty rate is lower than the national average

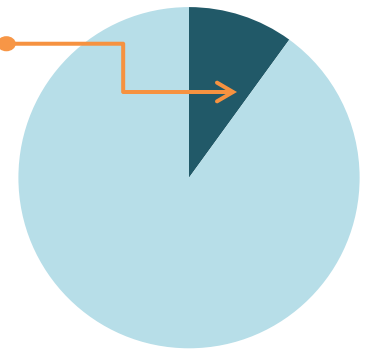


Sources

US Census Bureau | Feeding America | USDA

More than 1 in 10 kids in your district live in poverty

10.4%  
Child  
Poverty  
Rate

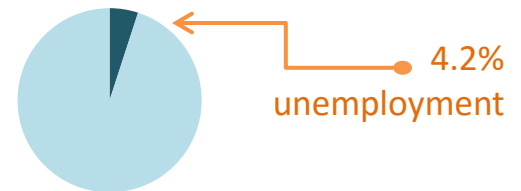


## 61,000 households in your district make less than \$35,000 per year

Median Income  
**\$69,784**



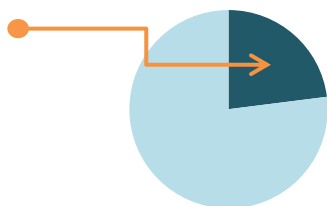
More than 16,000 people in your district are unemployed



## 1 in 7 people in your district face the risk of hunger

Over 1 in 5 kids in your district faces the risk of hunger

22.7%  
Child  
Food  
Insecurity  
Rate



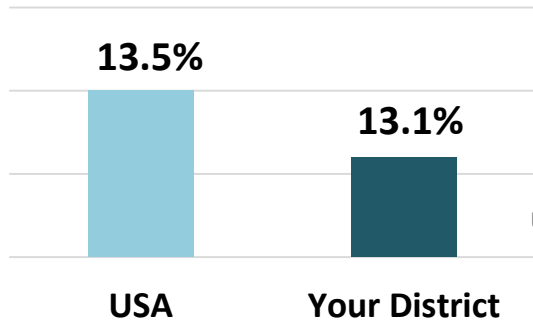
SNAP helps 1 in 13 families in your district afford food



# Hunger in Arizona's 6<sup>th</sup> Congressional District

## 98,000 people in your district live in poverty

Your congressional district's poverty rate is slightly lower than the national average

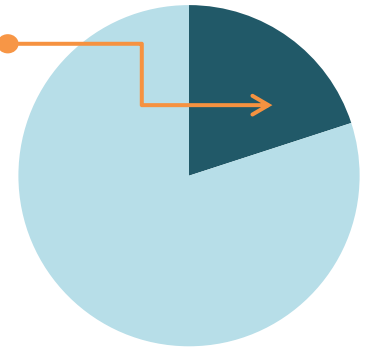


Sources

US Census Bureau | Feeding America | USDA

1 in 5 kids in your district live in poverty

20.2%  
Child  
Poverty  
Rate

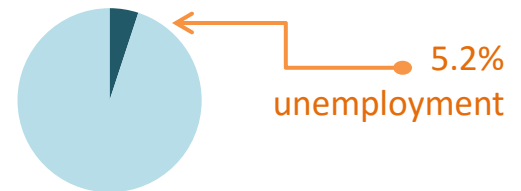


## 78,000 households in your district make less than \$35,000 per year

Median Income  
**\$63,495**



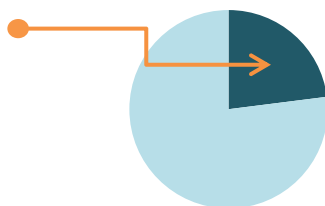
More than 19,000 people in your district are unemployed



## 1 in 6 people in your district face the risk of hunger

1 in 4 kids in your district faces the risk of hunger

24.8%  
Child  
Food  
Insecurity  
Rate



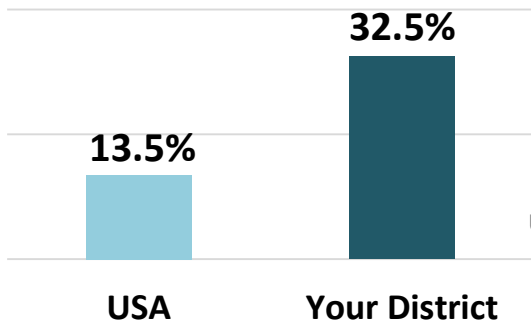
SNAP helps 1 in 12 families in your district afford food



# Hunger in Arizona's 7<sup>th</sup> Congressional District

## 236,000 people in your district live in poverty

Your congressional district's poverty rate is far higher than the national average

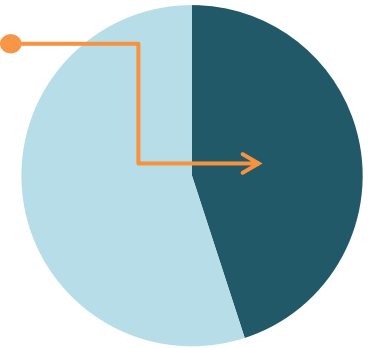


Sources

US Census Bureau | Feeding America | USDA

Nearly 1 in 2 kids in your district live in poverty

45%  
Child  
Poverty  
Rate



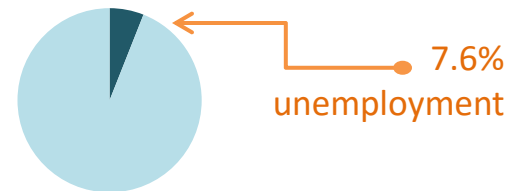
## 114,000 households in your district make less than \$35,000 per year

Median Income

**\$35,243**



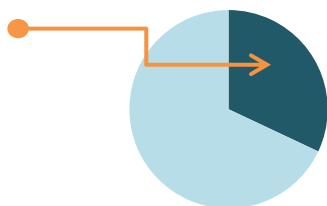
More than 26,000 people in your district are unemployed



## 1 in 5 people in your district face the risk of hunger

1 in 3 kids in your district faces the risk of hunger

31.9%  
Child  
Food  
Insecurity  
Rate



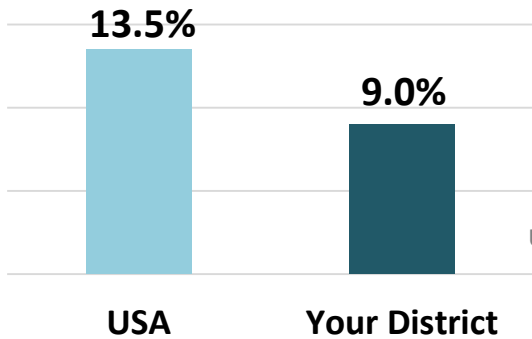
SNAP helps almost 1 in 3 families in your district afford food



# Hunger in Arizona's 8<sup>th</sup> Congressional District

## 85,000 people in your district live in poverty

Your congressional district's poverty rate is lower than the national average

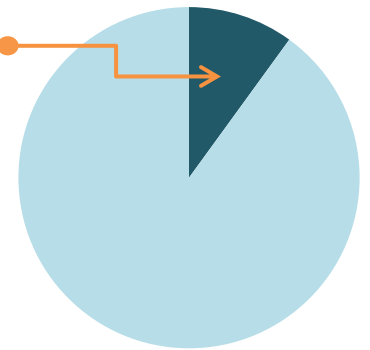


Sources

US Census Bureau | Feeding America | USDA

More than 1 in 10 kids in your district live in poverty

10.1%  
Child  
Poverty  
Rate

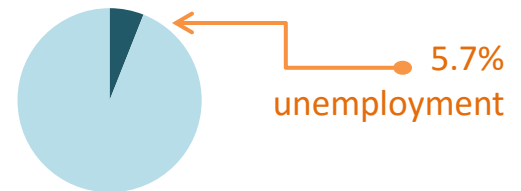


## 71,000 households in your district make less than \$35,000 per year

Median Income  
**\$60,858**



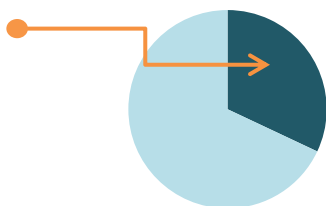
More than 20,000 people in your district are unemployed



## 1 in 7 people in your district face the risk of hunger

1 in 5 kids in your district faces the risk of hunger

22.1%  
Child  
Food  
Insecurity  
Rate



SNAP helps 1 in 13 families in your district afford food

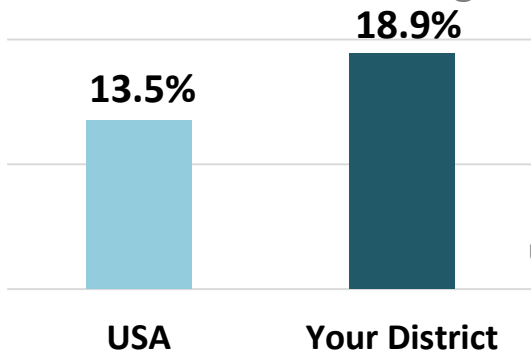




# Hunger in Arizona's 9th Congressional District

## 146,000 people in your district live in poverty

Your congressional district's poverty rate is far higher than the national average

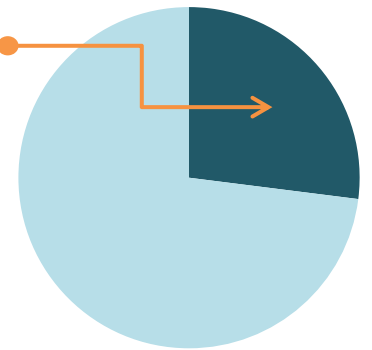


Sources

US Census Bureau | Feeding America | USDA

More than 1 in 4 kids in your district live in poverty

26.5%  
Child  
Poverty  
Rate



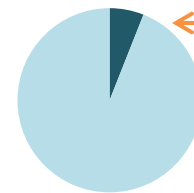
## 100,000 households in your district make less than \$35,000 per year

Median Income

**\$51,435**



More than 23,000 people in your district are unemployed

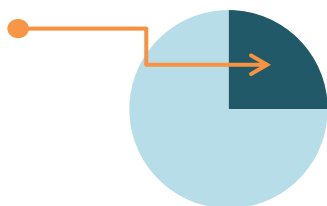


5.4%  
unemployment

## Nearly 1 in 5 people in your district face the risk of hunger

1 in 4 kids in your district faces the risk of hunger

24.8%  
Child  
Food  
Insecurity  
Rate



SNAP helps almost 1 in 8 families in your district afford food

